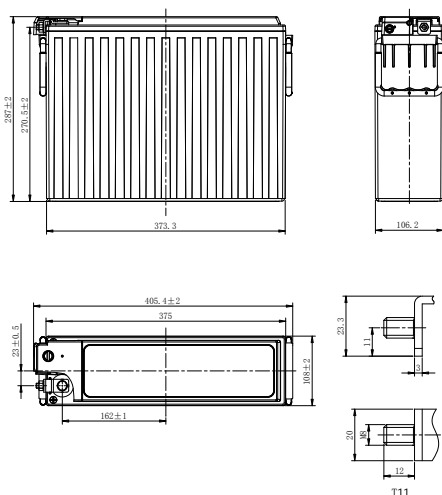



# PLH+C-PURE LEAD CARBON

## PLH+C 100FT (12V100Ah)



### CHARACTERISTICS

Item	Specifications	
Rated Voltage	12V	
Nominal Capacity (25°C)	C <sub>10</sub> , 1.80V/cell	100Ah
	C <sub>8</sub> , 1.75V/cell	100Ah
Dimension	Length	405.4mm (16.0inches)
	Width	108mm (4.25inches)
	Container Height	287mm (11.3inches)
	Total Height	287mm (11.3inches)
Approx Weight	30.8kg (67.9lbs)	
Terminal	T11(M8)	
Container Material	PC-ABS (UL94 V-0)	
Short-circuit current	2000A	
Internal Resistance (25°C)	Approx 4.5 mΩ (Fully charged)	
Operating Temp. Range	Discharge	-40~65°C (-40~149°F)
	Charge	-20~54°C (-4~129°F)
	Storage	-20~50°C (-4~122°F)
Nominal Operating Temp. Range	25±3°C (77±5°F)	
Max.Charging Current (25°C)	0.3C	
Charge voltage (25°C)	Standby Use	Equalization Use
	2.27±0.02V/cell	2.35-2.40V/cell
Temp. Coefficient	-3mV/cell/°C	-4mV/cell/°C
	40°C (104°F)	103%
Effect of temp. to Capacity	25°C (77°F)	100%
	0°C (32°F)	86%
	Self Discharge	PLH+C series batteries can be stored up to 24 months at 25°C(77°F), For higher temperatures the time interval will be shorter.Battery needs to be given a freshening charge when the OCV approach 2.10V/cell or when the maximum storage time is reached, whichever occurs first.

### DISCHARGE TABLE

Constant Current Discharge (Amperes) at 25°C (77°F)													
F.V/Time	10min	15min	20min	30min	45min	1h	2h	3h	4h	5h	8h	10h	20h
1.85V/cell	185.9	153.1	131.0	102.5	78.2	63.8	37.4	26.7	21.0	18.3	12.1	9.90	5.31
1.80V/cell	206.4	167.6	142.0	109.8	82.7	66.9	38.5	27.4	21.4	18.6	12.3	10.0	5.43
1.75V/cell	225.6	180.8	151.7	115.9	86.5	69.4	39.6	28.0	21.7	18.9	12.5	10.2	5.54
1.70V/cell	242.7	192.1	160.0	120.9	89.6	71.4	40.3	28.3	22.0	19.2	12.7	10.3	5.62
1.67V/cell	251.9	197.8	163.9	123.3	90.9	72.4	40.6	28.5	22.2	19.3	12.8	10.3	5.65
1.60V/cell	268.5	207.3	170.2	126.7	92.7	73.6	41.2	28.9	22.5	19.5	12.9	10.5	5.70
Constant Power Discharge (Watts/cell) at 25°C (77°F)													
F.V/Time	10min	15min	20min	30min	45min	1h	2h	3h	4h	5h	8h	10h	20h
1.85V/cell	358.5	286.8	251.0	192.6	150.9	123.5	73.2	52.6	41.3	36.1	24.0	19.7	10.5
1.80V/cell	401.2	314.7	271.4	204.5	157.3	130.3	76.1	53.7	42.1	36.6	24.3	19.9	10.8
1.75V/cell	431.1	334.0	285.4	213.6	160.5	134.7	77.8	54.7	42.7	37.2	24.6	20.2	11.0
1.70V/cell	448.5	345.0	293.3	218.5	163.6	138.1	79.1	55.4	43.2	37.7	24.9	20.4	11.1
1.67V/cell	467.8	357.5	302.4	224.4	167.3	139.6	79.7	55.7	43.5	37.9	25.0	20.5	11.2
1.60V/cell	481.6	365.9	308.0	227.7	169.2	141.4	80.4	56.2	43.8	38.2	25.2	21.1	11.2

# PLH+C-PURE LEAD CARBON

## PLH+C 100FT (12V100Ah)



### APPLICATIONS

- Backup Power
- Telecom base station with unstable mains
- Light hybrid and renewable energy applications

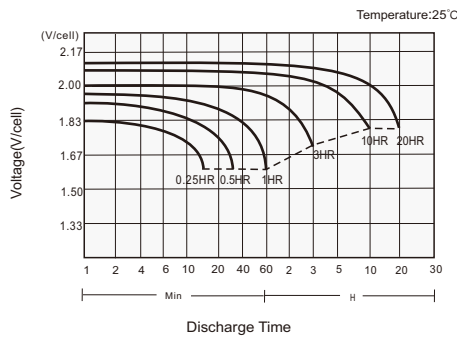
### GENERAL FEATURES

- 20 years design life (25°C)
- Utilizes TPPL technology. Thin positive grids and unique manufacturing process to maximize corrosion resistance and service life while increasing energy density
- Carbon technology for high charge acceptance and excellent cycling performance
- Case and cover are UL94 V-0 and highly resistant to shock, heat sealed and 100% tested to prevent leaks
- Front access design for easy installation and maintenance

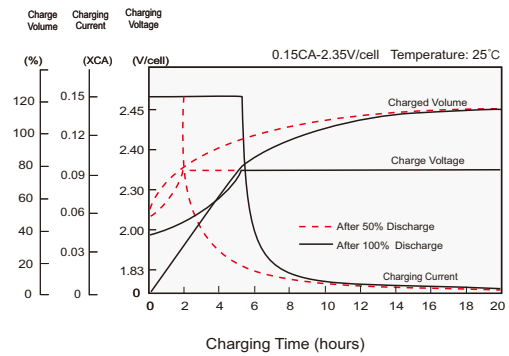
### STANDARDS

- Compliance with IEC 60896 standards
- Manufactured in Leoch®IATF 16949, ISO 45001, ISO 9001 and ISO 14001 certified production facilities

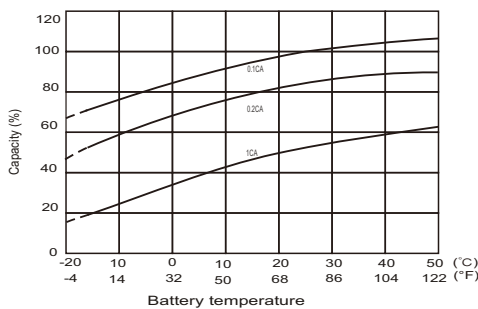
#### Discharge Characteristics



#### Charging Characteristics



#### Effects of Temperature on Capacity



#### Self Discharge Characteristics

